

Technical Analysis for Energy Traders



A focused one day workshop teaching you the latest groundbreaking technical trading techniques



Increasing volatility in the major commodities that drive prices in the energy markets means a good understanding of technical analysis is more important than ever

Experienced traders with an intimate understanding of the fundamentals and price drivers in their markets are beginning to realize that they cannot ignore the technical signals. Day in, day out prices are moving based on the psychology of the market. This unique one day workshop is focused towards the trading of Oil, Coal, Gas, Power, Emissions and Forex. It is designed to help you improve the timing of your trades and optimizing your trading profits whatever your time horizon. The analysis of these markets alone should pay for your participation on the day many times over. **Early booking is highly recommended.**

Calgary One day Workshop

Friday 17th February 2012

The Fairmont Palliser, 133 9th Ave SW,
Calgary, Alberta, Canada, T2P 2M3

Course price \$495 per person

Includes: Workshop Presentation Materials
Lunch and refreshments

Early Booking Recommended

David Linton MFTA, chief executive of Udata spends the day taking you through the latest technical analysis techniques showing you how to maximize your trading performance. This focused one day workshop is a must for anyone involved in energy trading and risk management. Each session is supported with Powerpoint presentations and re-enforced with live examples throughout.

To Book YOUR Place

Email: training@updataTA.com

[Click here to Register »](#)


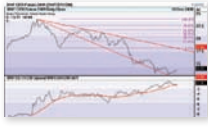
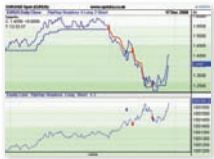
In-house Workshop Available

Train your team with this workshop on site
Call us for details 212 7638540

Udata Inc is a company incorporated in Delaware and is a wholly owned subsidiary of Udata, headquartered in London, England



Your Workshop Program

09.30	Registration and Coffee	
10.00		Dow Theory – Support and Resistance and price patterns A brief introduction to Technical Analysis and why it works. Dow Theory underpins the basic tenet of technical analysis. Here we look at price behavior and key levels of support and resistance. Learn to understand trends and patterns and how to ensure your analysis matches your time horizon.
10.45		TA Indicators – Averages, Oscillators, Proprietary and Custom Indicators There are dozens of Technical Analysis indicators available. In this session we look at the ones which tend to work the best along with variations in how to read them. Much of the conventional wisdom on technical indicators is challenged here. New proprietary tools and custom indicators are also explored.
11.15	Morning Coffee Break	
11.30		TA Tools – Fibonacci, Relative Strength, Spreads, Flip charts, Alerts Here we show you lots of TA tips to help you in your day to day analysis of energy markets. Understand how Fibonacci retracements work, relative performance, spread charts and the best criteria for alerts.
12.15		Optimized Exit Strategies – Stoplosses, Parabolic SAR In trading, the one thing you have control over is how much money you are prepared to lose on any trade. Here we look at different types of stoploss, volatility and position sizing as well as optimizing your exit criteria to suit the instrument you are trading. We show you how to keep your losses small and run your profits.
13.00	Buffet Lunch	


14.00



System Testing and Portfolio Testing

We show you how this can help you to best read indicators you may already be using along with some of the most successful strategies in trading the energy markets.

14.30



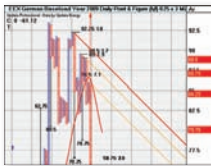
Understanding Trends with Cloud Charts

Japanese Ichimoku charts are growing in popularity in dealing rooms around the world but little is written about them. Here we show you how to use them for multiple time frame analysis helping you to understand the technical environment you are trading in. Learn how to place your short term trading objectives within the macro picture in the longer term.

15.15

Afternoon Coffee Break

15.30



Price Prediction with Point and Figure Targets

Udata is world class when it comes to Point and Figure charts. Here we show you how to quickly get the hang of these often misunderstood charts. Learn how to use these targets in your trading along with risk reward ratios.

16.30

Finish

Putting it all together

Technical Analysis theory is all very well, but putting it into practice is what really counts for your trading bottom line. In each session we take stock of all the things we have learned throughout the day and apply them to some real life analysis and the current trading situations that are unfolding on the day. This live analysis shows you how and when to use the various tools and techniques taught.

About your workshop trainer

David Linton MFTA - CEO, Udata



David founded Udata in 1991 and has been using technical analysis for over 25 years.

He is one of the UK's best known technicians as a regular commentator on financial markets in the press and on finance television. His work with Udata takes him to the desks of leading traders and analysts around the world and he is increasingly involved with energy trading companies and face to face consultation at dealing desks. David is a Master Financial Technical Analyst as awarded by the International Federation of Technical Analysts. He is a member of the UK Society of Technical Analysts where he is involved with teaching the STA diploma workshop. He is also a member of the American Association of Professional Technical Analysts. David is the Author of **Cloud Charts**, published March 2010.

Udata are world leaders in the provision of technical analysis software and tools used by professional traders and analysts in over 40 countries. In recent years more and more of the company's focus has been in commodities and energy markets with the Udata Professional software increasingly becoming the de facto standard for Technical Analysis in energy trading. The software is compatible with Bloomberg, CQG, eSignal, FutureSource, LIM, Reuters, Trayport, Zema and Udata's own energy data. All your OTC data and in-house databases can be charted and analysed in real time as well.

Here are just some of the energy companies Udata works with:

- BG Group
- Deutsche Bank
- Dong Energy
- Drax
- EDF Trading
- Edison
- EGL
- Eon
- GDF SUEZ
- Glencore
- Iberdrola
- JPMorgan
- Louis Dreyfus
- RWE
- StatoilHydro
- Total
- Trafigura
- Vitol



Updata is a registered trade mark of Updata Limited. All trademarks are the property of their respective owners.

www.updataTA.com/energy

Contact: energy@updataTA.com



Market professionals in over 40 countries rely on Updata software